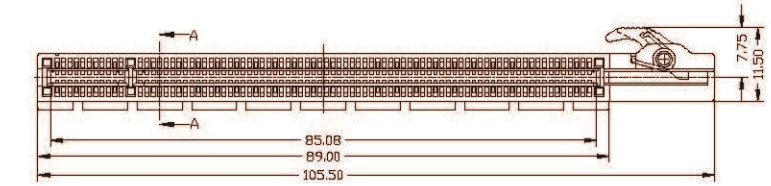

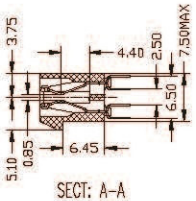

SECT: A-A

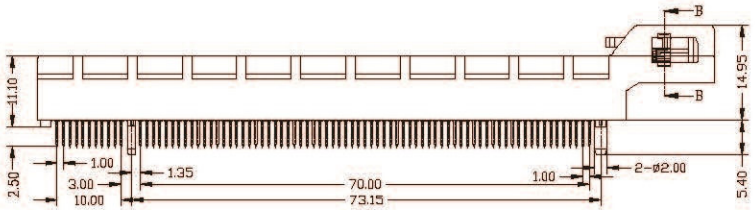

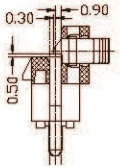

SECT: B-B

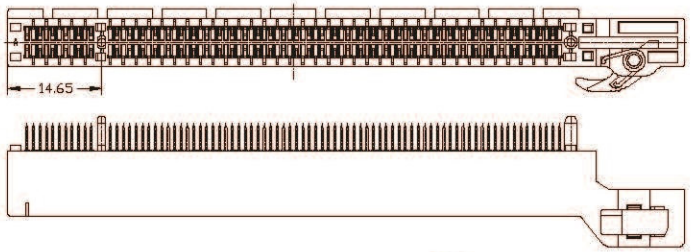

NOTES:

*Material

Body: Nylon46,UL 94V-0 Rated.
Plastic Ear: Nylon66,UL 94V-2 Rated. Color: White.
Spring: 65Mn.
Contacts: Brass
Plating: Gold plating over Nickel on contact area; Tin plating on Solder Tail.

*Mechanical:

Insertion Force: 1.15N max per contact pair;
Withdrawal Force: 0.15N min per contact pair;
Contact Retention Force: 4.9N min per contact;

*Electrical Specification

Contact Resistance : 30 Milliohms Max.
Current Resistance : 1.1 Ampere
Insulation Resistance : 1000 Megohms Min, At 500V AC.
Operating Temperature : -55°c to +105°c

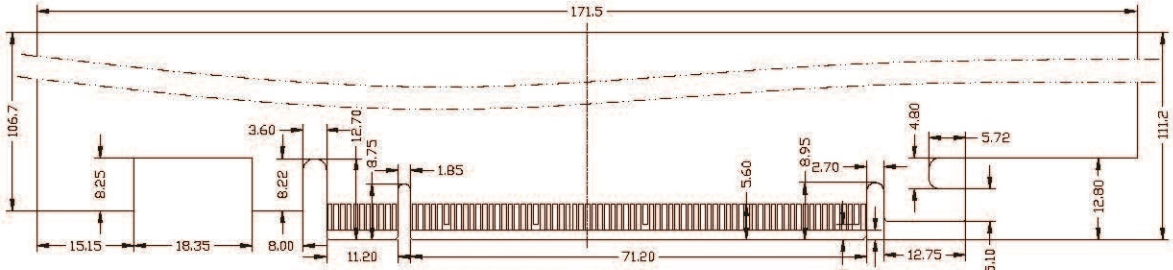

DAUGHTER CARD REQUIREMENTS

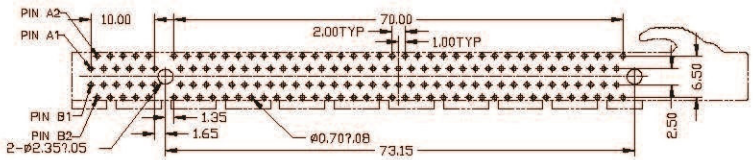

P.C.B Layout

PCIX-DLS-164-LF
LEADFREE

RoHS Compliant

All Connectors
www.allconnectors.de
Tel.: 0049 711 7009503
70791 Filderstadt - Germany
info@allconnectors.de
Fax: 0049 711 7009504
Kettemerstr. 25

PART NO. PCIX-DLS-164							
DWG NO. PCIX-DLS-164	CHECKED BY CY	TOLERANCES ARE .X ± 0.2 .XX ± .XXX ± AWG	DESCRIP TION:	PCI Express 164 Pin Connector Clamp Right Side Type(Plastic Posts)			
FILE NO.	DRAWING BY						
UNIT / mm	SCALE 1:1	PROJECTION	AREA	REVISIONS	HK	DATE	